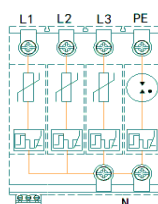
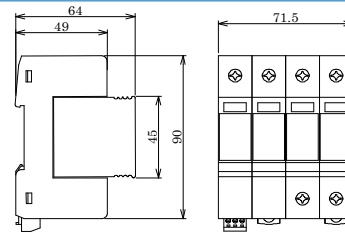


OTOWA Power line Type2 SPD LSK-T for TT system
Modular SPD for use in TT and TN-S systems ("3+1" circuit); with floating remote signalling contact.


Basic Circuit Diagram



Dimension drawing

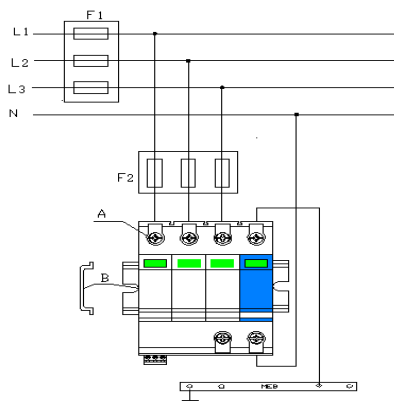
- Prewired complete unit consisting of a base part and plug-in protection modules.
- High discharge capacity due to heavy duty zinc oxide varistors / spark gap.
- Easy to replace the protection modules without tools.

Type	LSK-T2720S	LSK-T3220S	LSK-T3820S
SPD according to EN 61643-11 / IEC 61643-11	Type2		
Nominal a.c. voltage (Un)	230 / 400 V (50 / 60 Hz)	230 / 400 V (50 / 60 Hz)	230 / 400 V (50 / 60 Hz)
Max. continuous operating a.c. voltage [L-N] (Uc)	275V (50 / 60 Hz)	320V (50 / 60 Hz)	385V (50 / 60 Hz)
Max. continuous operating a.c. voltage [N-PE] (Uc)	255V (50 / 60 Hz)	255V (50 / 60 Hz)	255V (50 / 60 Hz)
Nominal discharge current (8/20 μs) (In)	20kA		
Max. discharge current (8/20 μs) (Imax)	40kA		
Voltage protection level [L-N] (Up)	≤ 1.4kV	≤ 1.5kV	≤ 1.8kV
Voltage protection level [N-PE] (Up)	≤ 1.5kV	≤ 1.5kV	≤ 1.5kV
Follow current extinguishing capability [N-PE] (Ifi)	100 Arms		
Response time [L-N] (tA)	≤ 25ns		
Response time [N-PE] (tA)	≤ 100ns		
Max. mains-side overcurrent protection	125 A gL/gG		
Short-circuit withstand capability for max. mains-side overcurrent protection (Iscsr)	25 kA rms		
Temporary overvoltage (TOV) [L-N] (Ut) -Characteristic -withstand mode	335V / 5sec.	335V / 5sec.	335V / 5sec.
Temporary overvoltage (TOV) [L-N] (Ut) -Characteristic -safe failure mode	440V 120min.	440V 120min.	440V 120min.
Temporary overvoltage (TOV) [N-PE] (Ut) -Characteristic -withstand mode	1200V / 200m sec.	1200V / 200m sec.	1200V / 200m sec.
Operating temperature range (Tu)	-40°C ~ +70°C		
Operating state / fault indication	Green : Normal / Red : Failure		
Number of ports	1		
Cross-sectional area (min.)	1,5mm ² solid / flexible		
Cross-sectional area (max.)	35mm ² stranded / 25mm ² flexible		
For mounting on	35mm DIN rails acc. to EN 60715		
Enclosure material	thermoplastic, UL 94 V-0		
Place of installation	Indoor installations		
Degree of protection	IP 20		
Capacity	3+1 module(s)		
Approvals	TUV, CE		
Conformity to environment	Comply to RoHS requirement		
Type of remote signalling contact	changeover contact		
a.c. switching capacity	250V / 0,5A		
d.c. switching capacity	250V / 0,1A 125V / 0,2A 75V / 0,5A		
Cross-sectional area for remote signalling terminals	max. 1,5mm ² solid / flexible		

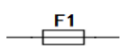

OTOWA Type2 SPD LSK-T Series




Connection



Backup Fuse

Backup Fuse		
		
$> 125A \text{ gL/gG}$	➔	$125A \text{ gL/gG}$
$\leq 125A \text{ gL/gG}$	➔	2

Installation example



Other information



OTOWA web site

Instruction manual

Manufacturer



OTOWA ELECTRIC CO.,LTD.

5-6-20, Shioe, Amagasaki-city, Hyogo Pref. 〒661-0976, Japan

CONTACT US

<https://www.otowadenki.com>

Agency